

**Mains Powered
Bell Chime**
with built-in transformer





superlux

we engineer **light**

Mains Powered Bell Chime

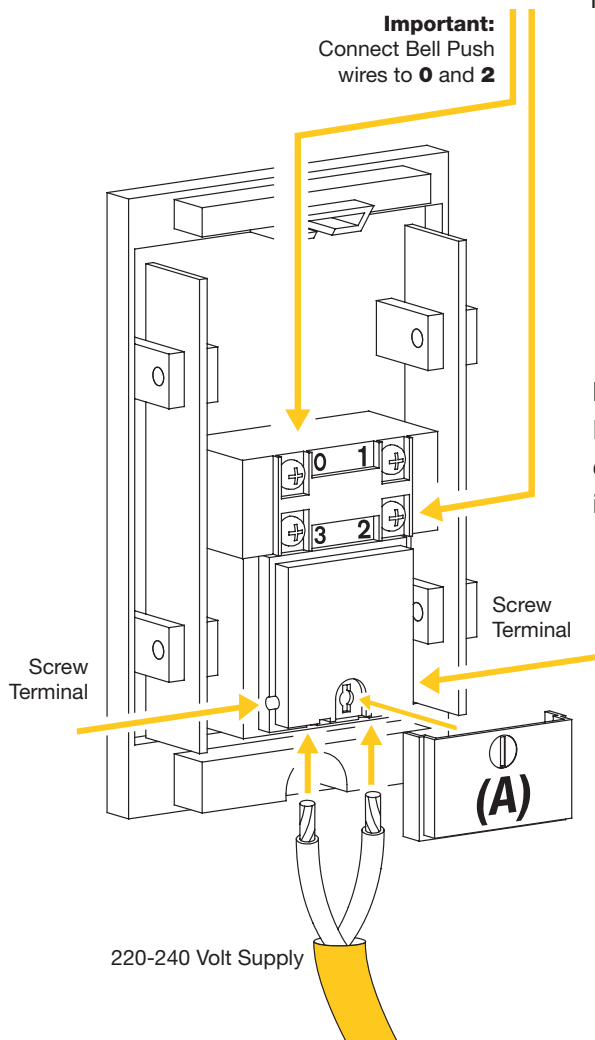
with built-in transformer

Specifications

- 220-240V, 50Hz  
- Has built-in transformer
- Bell wire and Bell Push to be purchased separately
- Bell Push available in black or white.

Installation

- Installation should be made by a registered electrician
- Use double sheathed supply cable
- Ensure mains power is disconnected before installation
- Mount the Bell Chime as high as possible to help sound travel and to make tamper proof.



Important:

Ensure that the mains terminal cover **(A)** is in place when installation is complete.

Model: BC-M-WH



Gartner Superlux Ltd

AUCKLAND NEW ZEALAND.

Made in China