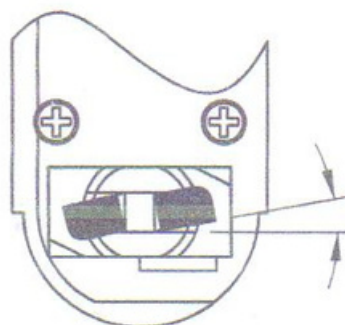
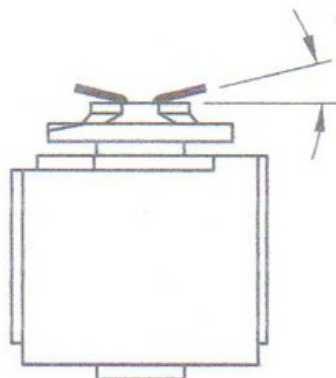


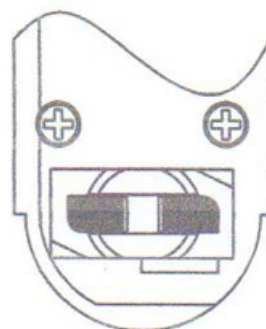
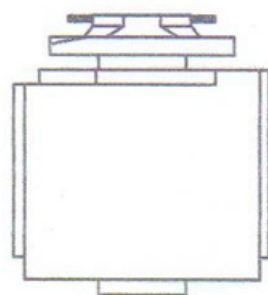
MODEL:- SUPERLUX TK HEAD



- ① PROBLEMS WITH CONTACTS AFTER BEING INSTALLED INCORRECTLY.



- ② RE-ALIGN & RE-SEAT CONTACTS WITH LONG NOSE PLIERS.

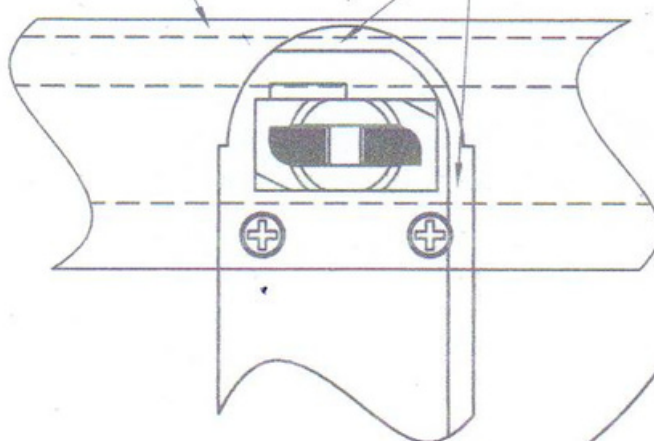
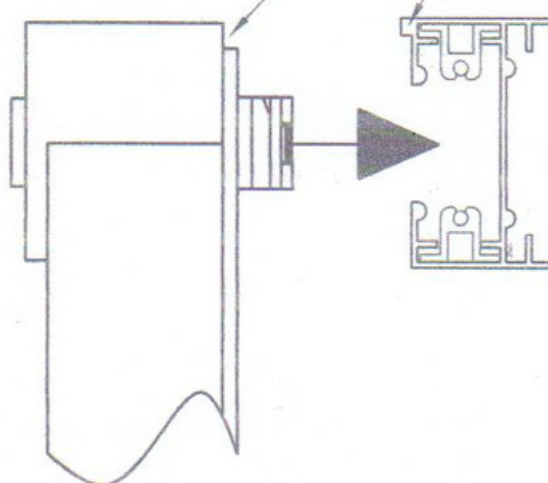


- ③ HOW TO INSTALL THE TK-HEADS CORRECTLY. ENSURE THAT THE REBATE ON THE TK-HEAD HOUSING IS ALIGNED WITH THE ALIGNMENT RIB ON THE TK-TRACK. THEN ROTATE THE HOUSING IN THE CORRECT DIRECTION AND ENGAGE THE LOCKING MECHANISM.

HOUSING REBATE

ALIGNMENT RIB

HOUSING REBATE



LOCK

UNLOCK

